

Data Sheet

# Temperature sensor Type **MBT 3560**

Industrial temperature transmitter.



With MBT 3560 we have combined the technology of our standard temperature sensors and the electrical connections from our MBS pressure transmitters with a new developed electronics which has resulted in a compact temperature sensor with a built-in transmitter.

The MBT 3560 is designed for use in harsh industrial environments where reliable, robust and accurate equipment is required.

Available with a wide selection of process and electrical connections. Can be delivered with a 33 mm extension length which makes it possible to measure temperatures up to 200 °C without damaging the built-in electronics.

**Features:**

- Designed for use in harsh industrial environments where reliable, robust and accurate equipment is required
- All metal enclosure parts made of stainless steel (AISI 316)
- Output signals: 4 – 20 mA or Ratiometric 10 – 90%
- A wide selection of process and electrical connections
- Ultra compact design
- Temperature range -50 – 200 °C
- Sensor pockets available for applications where emptying the system is not an option
- Based on Pt 1000 technology

## Product specification

### Technical data

**Table 1: Main specifications**

Features	Description
Process connections	See page <a href="#">Ordering</a>
Measuring ranges	Any combinations between -50 – 200 °C
Minimum span	25 °C
Output signals	4 – 20 mA or Ratiometric 10 – 90%
Electrical connections	See page <a href="#">Electrical connection</a>

**Table 2: Performance**

Features	Indicative response times			
	Water 0.2 m/s		Air 1 m/s	
	$t_{0.5}$	$t_{0.9}$	$t_{0.5}$	$t_{0.9}$
ø8 mm	10 s	35 s	95 s	310 s
Accuracy	Typical: < ± 0.5% FS, Maximum: < ± 1.0% FS			
Max. load protection tube	100 bar			

**Table 3: Electrical specifications**

Features	Nom. Output signal (short-circuit protected)	
	4 – 20 mA	Ratiometric 10 – 90% of supply voltage
Supply voltage [ $U_s$ ] polarity protected	10 – 30 V DC	4.75 – 8 V DC 5 V DC (Nom.)
Supply – current consumption	-	< 4 mA at 5 V DC
Insulation resistance	> 100 MΩ at 100 V DC	> 100 MΩ at 100 V DC
Supply voltage dependency	< ± 0.05% FS/10 V	-
Current limitation	30 mA	-
Output impedance	-	< 25 Ω
Load [ $R_L$ ]	$R_L < (U_s - 10) / (0.02 \text{ A})$ ohm	$R_L > 5$ kohm at 5 V DC

**Table 4: Environmental conditions**

Features	Description
Media temperature (max. 120 °C without extension length)	-50 – 200 °C
Temperature on electronics <sup>(1)</sup>	-40 – 85 °C
Transport temperature range	-50 – 85 °C
EMC – Emission	EN 61000-6-3
EMC – Immunity	EN 61000-6-2
Vibration stability	Sinusoidal 15.9 mm-pp, 5 – 25 Hz
	4 g, 25 Hz – 2 kHz
	Random 7.5 $g_{ms^2}$ , 5 Hz – 1 kHz
Shock resistance	Shock 500 g/1 ms
	Free fall
Enclosure (depending on electrical connections)	See page <a href="#">Electrical connection</a>

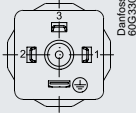
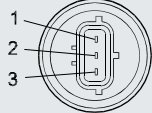
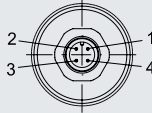


<sup>(1)</sup> Temperature of the electronics depends on the media temperature, extension length, ambient temperature and air velocity.

**Table 5: Mechanical characteristics**

Features	Specifications
Materials:	Wetted parts
	Enclosure
Measuring insert	fixed
Net weight (depending on design)	0.1 – 0.15 kg

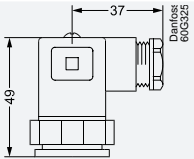
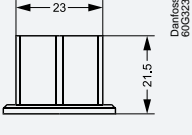
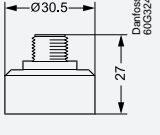
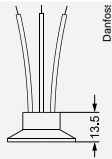
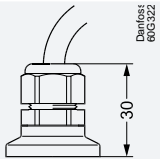

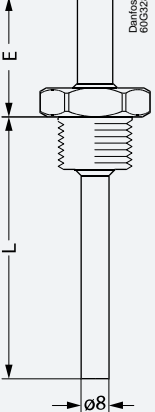
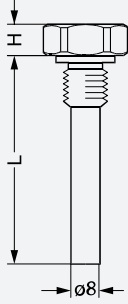
## Electrical connection

Table 6: Electrical connection

EN 175301-803	AMP Econoseal J series (male)	IEC 947-5-2 M12 × 1	Flying leads	2 m screened cable
				
<b>Enclosure</b>				
IP65	IP67	IP67	IP67	IP67
<b>Materials</b>				
Glass filled polyamid, PA 6.6	Glass filled polyamid, PA 6.6	Glass filled polyamid, PA 6.6	Glass filled polyamid, PA 6.6	PUR
<b>Electrical connection, 4 – 20 mA output (2 wire)</b>				
Pin 1: +supply Pin 2: +supply Pin 3: Not used Earth: Not connected to MBT housing	Pin 1: +supply Pin 2: +supply Pin 3: Not used	Pin 1: +supply Pin 2: Not used Pin 3: Not used Pin 4: +supply	Red wire: +supply Black wire: +supply	Red wire: +supply White wire: +supply Red/black wire: Not used Screen: Not connected to MBT housing
<b>Electrical connection, Ratio metric (3-wire) 10 – 90%</b>				
Pin 1: +supply Pin 2: +supply Pin 3: Output Earth: Not connected to MBT housing	Pin 1: +supply Pin 2: +supply Pin 3: Output	Pin 1: +supply Pin 2: not used Pin 3: Output Pin 4: +supply	Red wire: +supply Black wire: +supply Blue wire: Output	Red wire: +supply White wire: +supply Red/Black wire: Output Screen: Not connected to MBT housing

## Dimensions

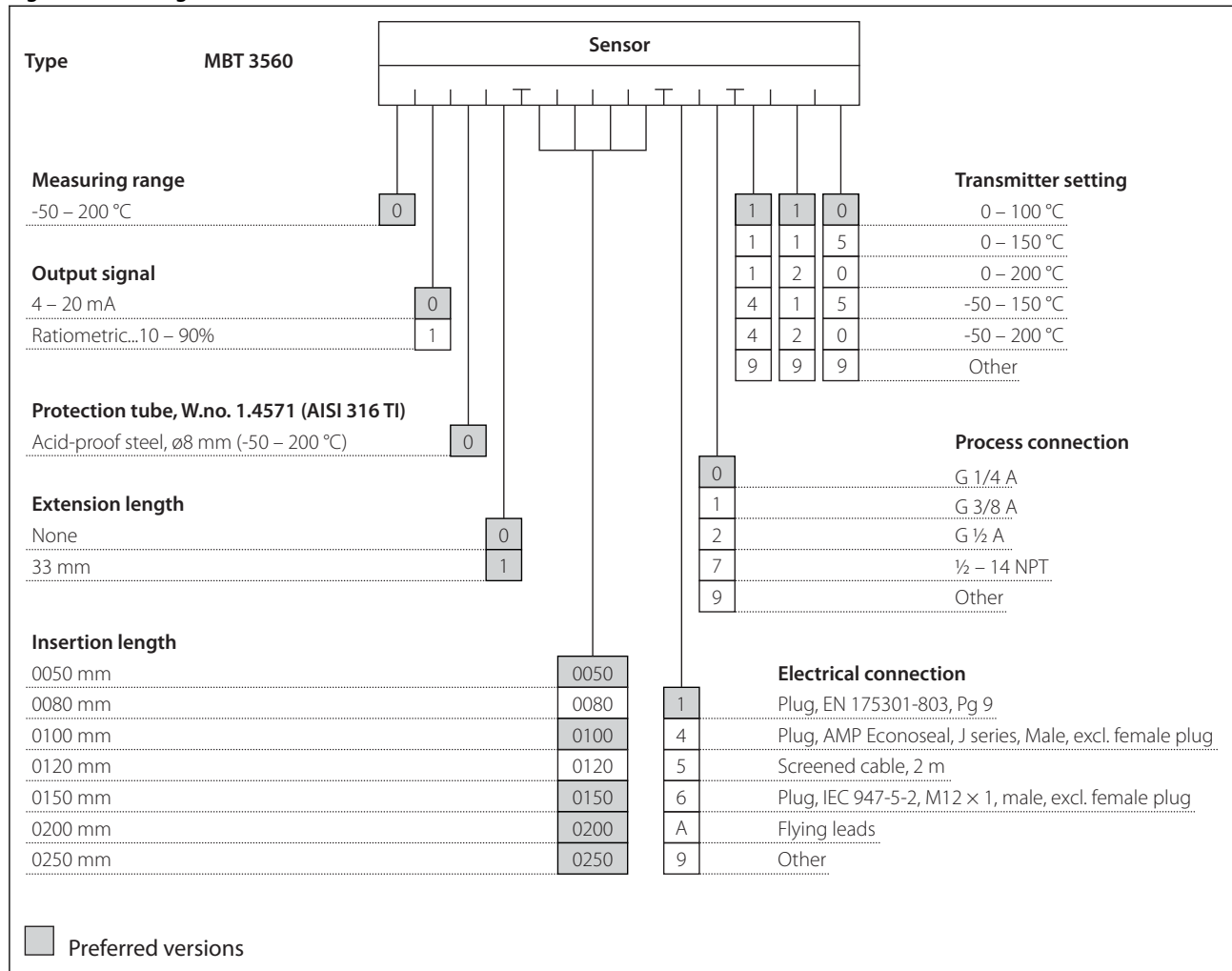
Table 7: Dimensions

EN 175301-803, Pg 9	AMP Econoseal J series (male)	IEC 947-5-2 M12 × 1, 4-pin	Flying leads	2 m Screened cable
				
				
				

<b>E</b>	Extension length = 33 mm	<b>L</b>	Insertion length	<b>H</b>	9 mm
----------	--------------------------	----------	------------------	----------	------

**Ordering**

Figure 1: Ordering for MBT 3560



Non-standard build up combinations may be selected. However, minimum order quantities may apply, please contact your local Danfoss office for more information

## Certificates, declarations, and approvals

The list contains all certificates, declarations, and approvals for this product type. Individual code number may have some or all of these approvals, and certain local approvals may not appear on the list.

Some approvals may change over time. You can check the most current status at [danfoss.com](http://danfoss.com) or contact your local Danfoss representative if you have any questions.

**Table 8: MBT 3560**

File name	Document type	Document topic	Approval authority
084R1019.01	EU Declaration	EMCD/ROHS	Danfoss
DK.C.32.004.A 41460	Measuring - Performance Certificate	-	GOST
RU Д-DK.AJ87.B.00022_19	EAC Declaration	EMC	EAC
084R1022.01	Manufacturers Declaration	China RoHS	Danfoss

## Online support

Danfoss offers a wide range of support along with our products, including digital product information, software, mobile apps, and expert guidance. See the possibilities below.

### The Danfoss Product Store



The Danfoss Product Store is your one-stop shop for everything product related—no matter where you are in the world or what area of the cooling industry you work in. Get quick access to essential information like product specs, code numbers, technical documentation, certifications, accessories, and more.

Start browsing at [store.danfoss.com](https://store.danfoss.com).

### Find technical documentation



Find the technical documentation you need to get your project up and running. Get direct access to our official collection of data sheets, certificates and declarations, manuals and guides, 3D models and drawings, case stories, brochures, and much more.

Start searching now at [www.danfoss.com/en/service-and-support/documentation](https://www.danfoss.com/en/service-and-support/documentation).

### Danfoss Learning



Danfoss Learning is a free online learning platform. It features courses and materials specifically designed to help engineers, installers, service technicians, and wholesalers better understand the products, applications, industry topics, and trends that will help you do your job better.

Create your Danfoss Learning account for free at [www.danfoss.com/en/service-and-support/learning](https://www.danfoss.com/en/service-and-support/learning).

### Get local information and support



Local Danfoss websites are the main sources for help and information about our company and products. Find product availability, get the latest regional news, or connect with a nearby expert—all in your own language.

Find your local Danfoss website here: [www.danfoss.com/en/choose-region](https://www.danfoss.com/en/choose-region).